


Knowledge Repository Search FAQs

What search fields are available?

Enter as many criteria as desired and click the magnifying glass  or “Search now” to search.

The screenshot shows the search interface with several callout boxes:


- Choose a section of the Knowledge Repository (e.g., Grand Rounds)**: Points to the 'Search scope: (All)' dropdown.
- Simple keyword search**: Points to the 'Enter a keyword' input field.
- Enter an author's name (last name works best) to retrieve their publications**: Points to the 'Authors' input field.
- Choose from a list of presenters to retrieve their presentations and interviews**: Points to the 'Presenter' dropdown menu.
- Search by title word**: Points to the 'Title' input field.
- Choose from a list of NIH Collaboratory Demonstration Projects (pragmatic trials) or Core/Working Groups**: Points to the 'Collaboratory Group' dropdown.
- Choose from a list of high-level categories**: Points to the 'Topics' dropdown.
- Enter a publication date or date range**: Points to the 'Date' input field.
- Search now**: Points to the 'Search now' button, which is circled in red.

Where are my search results?

The relevant search results will appear under each tabbed section of the Knowledge Repository.

The screenshot shows a navigation bar with tabs: Stakeholder Interviews, Collaboratory Products, Grand Rounds, and External Resources. The 'External Resources' tab is selected and highlighted with a red arrow. Below the tabs, the text '(22)' is shown next to a callout box labeled 'Number of results'.

How do I clear the search filters to start a new search?

Click the reset filter button  or “Display all items” to clear the search filters and start a new search.





The screenshot shows the search interface with the following elements:

- Search scope: (All)** and **Enter a keyword** input field.
- Title**: pragmatic
- Authors**: Enter a keyword
- Presenter**: (All)
- Collaboratory Group**: (All)
- Topics**: (All)
- Date**: Pick or enter a date
- 60 of 432 items** and a callout box pointing to the **Display all items** button, which is circled in red.
- A red arrow points to the reset filter button (a magnifying glass with a red 'X') in the top right corner.

Can I save a list of search results?

Click “Export to Excel” to save or print a list of the search results.

Knowledge Repository Search

Search scope: (All)     [Filter details](#) 